



Ann Arbor Area Community Foundation

Instructions for Uploading Documents to the Scholarship Application

Questions about the application should be directed to Maryellen Ferro
at mferro@aaacf.org or 734.663.0401

STEP 1: Go to aaacf.org/scholarships and click on the green “Resume Your Application” button on the lower right hand side of the screen.

of:

- > Online portion (including two essays)
- > **Scholarship Recommendation Form**
- > Transcript.

There are ten scholarships which, in addition to these items, also have other requirements.

Additional Scholarships

In addition to the scholarships which use the online Scholarship Application, AAACF also has seven scholarships which use a paper application. Deadlines for these scholarships vary and can be found [here](#) with applications & instructions.

Finally, AAACF has four scholarships that do not have an application form. These scholarships are

Buttons:

- START YOUR APPLICATION
- RESUME YOUR APPLICATION**
- DOWNLOAD THE SCHOLARSHIP RECOMMENDATION FORM

A blue arrow points from the text "There are ten scholarships..." to the "RESUME YOUR APPLICATION" button.

STEP 2: Enter your User name and Password. Click the green “Login” button located below.

Account Login

User

Password

Login

[Forgot Password](#)

A blue arrow points to the "Login" button.

STEP 3: Click on “Resume or View Your Application.”

Scholarships

- ▶ View Scholarship Descriptions
- ▶ Start Your Application
- ▶ **Resume or View Your Application**

Welcome to AAACF's Online Scholarship Opportunities ▾

The application consists of three items:

1. Online portion (including two essays)
2. Scholarship Recommendation Form (download the form here) - letters of recommendation
3. Transcript

STEP 4: Click on the number listed under the “App Id Resume” column.

Questions? Contact Maryellen Ferro at mferro@aaacf.org or 734-663-0401.

Search

Range: Last 6 Months

Advanced Search

My Applications

App Id Resume	Application Name	Program	Application Date	Approved Date	Status	App PDF
140618	Maryellen TEST-11.21.18	2018 NuStep Scholarship	11/21/2018		In Process	

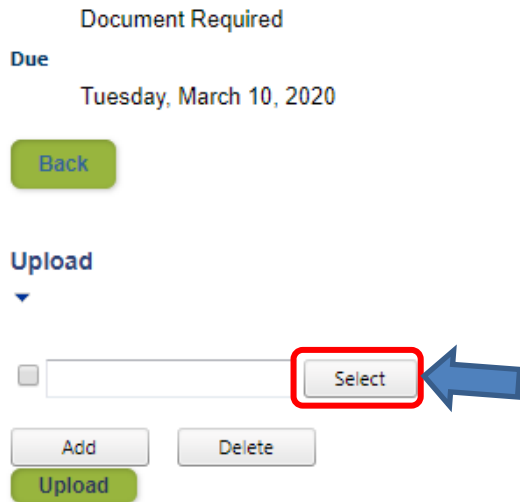
STEP 5: Click “Details.”

Section 8: Final Thoughts

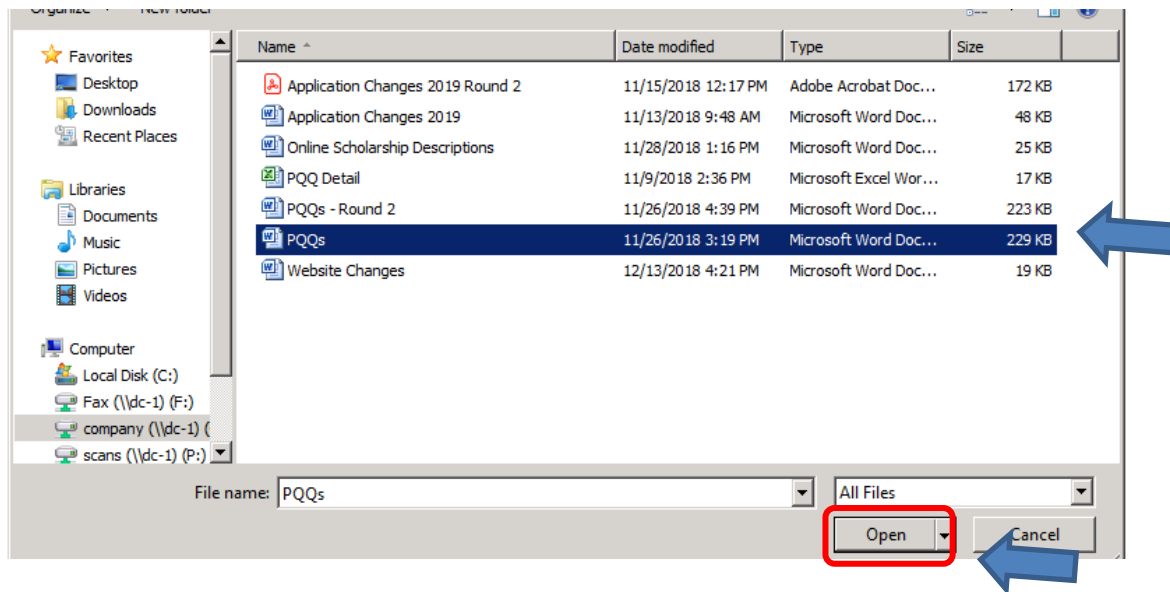
Please upload required documentation as listed in the table below.

Name	Current Status	Mandatory?	Due Date	Description	Date Completed	Actions
SAT or Equivalent Test Score	Incomplete	Yes	3/13/2018	Provide a copy of your SAT or equivalent test score.		Details
Transcript	Incomplete	Yes	3/13/2018	Please upload your most recent transcript. Only Word Documents and PDF's can be uploaded.		Details
NuStep Essay	Incomplete	Yes	3/13/2018	Provide a brief essay on: How has active living impacted by life?		Details

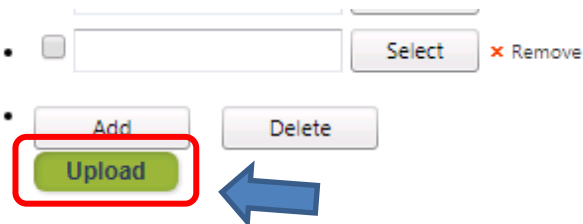
STEP 6: Click "Select."



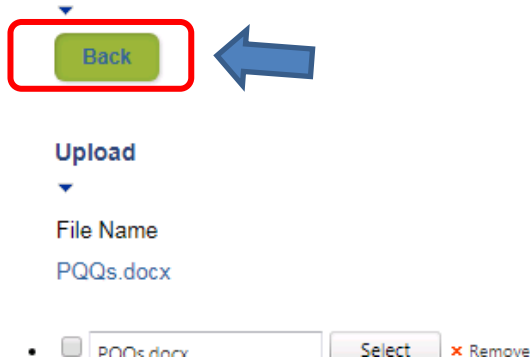
STEP 7: Locate and click on your document and click "Open."



STEP 8: Click "Upload."



STEP 9: Click "Back."



STEP 10: Click "Details" again and repeat steps 6-9 until all required documentation has been uploaded. You are done uploading when the "Date Completed" column has a date listed for each item.

Section 9: Final Thoughts

Please upload required documentation as listed in the table below.

Name	Current Status	Mandatory?	Due Date	Description	Date Completed	Actions
SAT or Equivalent Test Score	Completed	Yes	3/13/2018	Provide a copy of your SAT or equivalent test score.	12/13/2018	Details
Transcript	Completed	Yes	3/13/2018	Please upload your most recent transcript. Only Word Documents and PDF's can be uploaded.	12/13/2018	Details
NuStep Essay	Incomplete	Yes	3/13/2018	Provide a brief essay on: How has active living impacted by life?		Details
Scholarship Recommendation	Incomplete	Yes	3/13/2018	Upload your Scholarship Recommendation Form. Letters		Details

Application Deadline: February 9, 2023 @ 3 PM